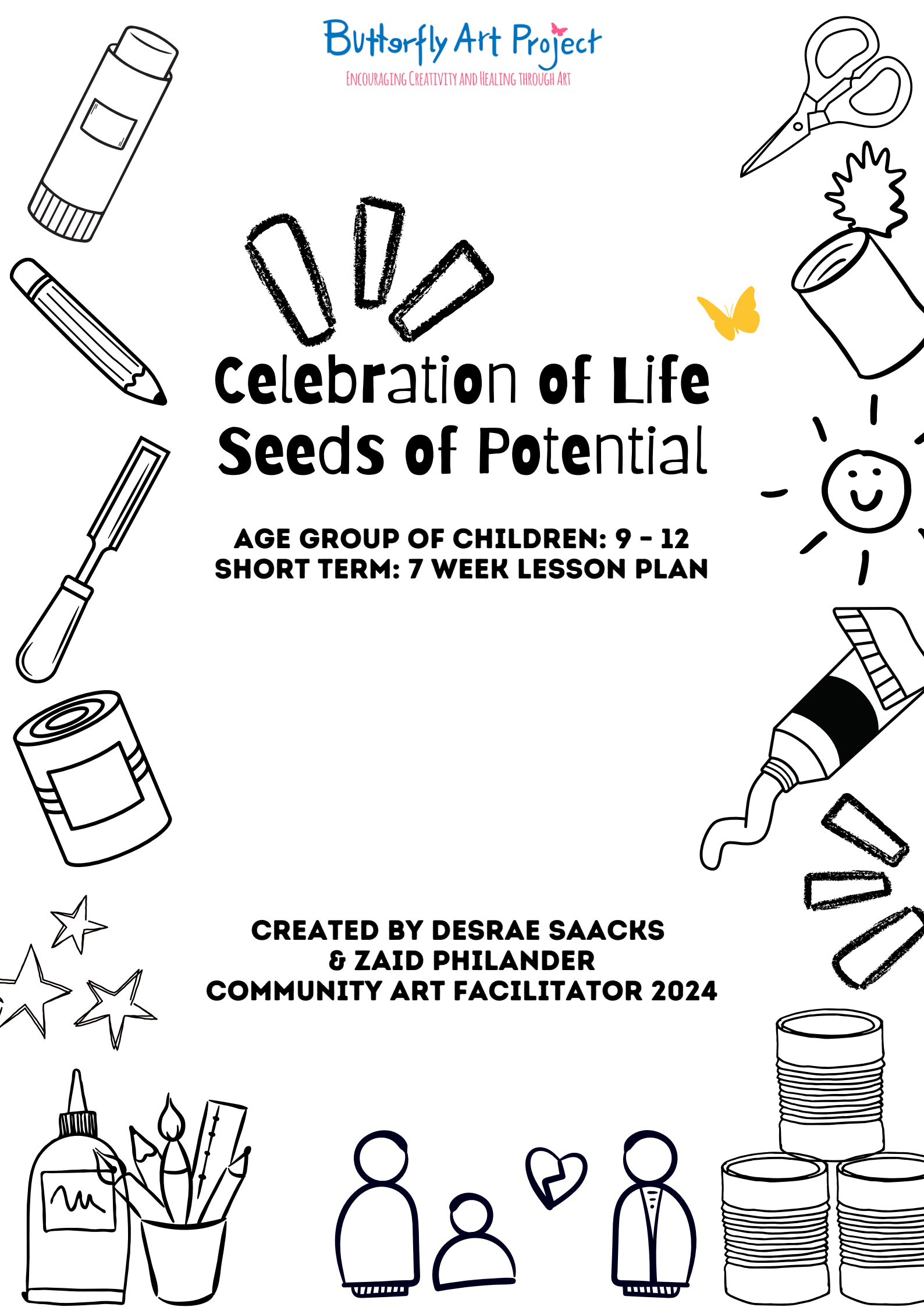


# Celebration of Life Seeds of Potential

**AGE GROUP OF CHILDREN: 9 - 12  
SHORT TERM: 7 WEEK LESSON PLAN**

**CREATED BY DESRAE SAACKS  
& ZAID PHILANDER  
COMMUNITY ART FACILITATOR 2024**



# Celebration of Life Seeds of Potential

## Overview

The group will create and decorate containers for plants, using recycled food tins with holes punctured in the bottom; and decorated with sea shells, beads, mosaics and tiles that they will attach to the tins with white grout.

We will grow plants from beans, caring for them with regular watering and placing them in a warm, sunny place at the Butterfly Art Project's Art Centre in Vrygrond. The children will witness the changes that take place once the seeds are activated and nurtured; and connect with their agency in awakening the latent potential in the dormant seeds.

They will also become familiar with the qualities and the vocabulary of the materials; and be able to relate with new understanding to the mosaic embellishments present in their ACV environment. At the end of the project, they will plant their new plants in the transformed tins.




# WEEK 1: LESSON OUTLINE

WEEK 1	ACTIVITY	OBJECTIVE	MINUTES	ART MATERIALS AND OTHER RESOURCES
Prepare room	Tidy room Cushions on floor Identify warm sunny place for growing beans to be kept	Sets tone, supports calm, organized session, makes children feel welcome and respected		Cushions Name tags for kids
Welcome circle	Everyone (incl teachers) introduce self Storytime - Mme Maneo's Pumpkin Show them my growing bean plant (at various stages of development) and discuss concept of growing towards potential.	As above Intro to theme Get to know kids, settle them as group	7 - 10	Labels and marking pen for names. Bring bean plants at different stages of growth Story book
Snack	Snack time: Blessing on the blossom, Blessings on the roots, Blessings on the leaf and stem, Blessings on the fruit.	Provide fruit and a sandwich to children for nourishment. If possible, include a fruit with seeds to reflect theme	5 - 10	Fruit and sandwich
Making art/ activity	Set up beans, trays, cotton wool, water jugs. Write names on trays.  Make a collage of things that grow	Get kids thinking about what growth means, and that concepts of life and growth are linked  Kids can express themselves, be active and exercise agency	35 - 40	Beans, trays, cotton wool, water jugs, marking pen, magazines, scissors, glue, paper (variety)
Review/ appreciation	Discuss own and each other's work – positive comments only	Overview, bonding, reflection, communication	5 - 10	Wall (Prestik), table top or floor
Packing up	Instruct everyone to pack away the art materials used and clean up their work spaces	Teaches sense of responsibility, accountability, self-care, dignity, consideration of others	5 - 10	Cloths, brooms, bins
Farewell	Farewell verse: The sun in my heart, He warms me with his power, And wakens life and love, In bird and beast and flower.	Reinforces theme. Brings closure. Reinforces group/belonging.	5 – 10 (total:90 minutes)	Farewell song/verse, space and voice

"The children responded really well to the storytime, the bean experiment and the action-songs. Giving each child a Name tag was essential in managing the class and engaging with each child as an individual"

## - FACILITATOR OBSERVATIONS




## WEEK 2 OUTLINE

WEEK 2	ACTIVITY	OBJECTIVE	MINUTES	ART MATERIALS AND OTHER RESOURCES
Welcome	Welcome circle	Sets tone, supports calm, organised session, makes children feel welcome and respected. Establish rhythm and stability through recurring ritual	10	Welcome song/verse, space, voice
Check-in	Review of their week check bean plant plants' need for home (which will change as plant matures)	Sets tone and focuses group on being present Expands theme of growing to include developing, change and increased complexity and ability	7 - 10	Bring my plant from home
Snack	Snack time: Blessing on the blossom, Blessings on the roots, Blessings on the leaf and stem, Blessings on the fruit.	Provide fruit and a sandwich to children for nourishment. If possible, include a fruit with seeds to reflect theme	5 - 10	Fruit and sandwich
Making art/ activity	Introduction to Mosaic work. Plan design/layout of mosaic; select items such as shells, beads, mosaic tiles, marbles etc.; start to create design on tile.	Exercising fine motor skills, agency, planning, expression + Introduction to mosaic	35 - 40	Ceramic tiles, cup for paste, stick for paste, grouting, natural found items like shells, and recycled materials like broken glass, beads, mosaic tiles, stones, and ceramic glass tiles, marbles, etc., sponges for wiping and rags.
Review/ appreciation	Discuss own and each others work – positive comments only	Overview, bonding, reflection, communication, closure	5 - 10	Artwork, space, voices
Packing up	Instruct everyone to pack away the art materials used and clean up their work spaces	Teaches sense of responsibility, accountability, self-care, dignity, consideration of others	5	Cloths, brooms, bins
Farewell	Farewell verse: The sun in my heart, He warms me with his power, And wakens life and love, In bird and beast and flower.	Reinforces theme. Brings closure. Reinforces group/belonging.	5 (total:90 minutes)	Farewell song/verse, space and voice



It was interesting to see how they went about designing their tiles – different levels of detail, different levels of openness to trying 'unconventional materials' (eg plastic bottle tops), and in one case, two girls who were obviously friends and chose to collaborate and produce near-identical designs.

### -FACILITATOR REFLECTIONS




# WEEK 3 OUTLINE



WEEK 3	ACTIVITY	OBJECTIVE	MINUTES	ART MATERIALS AND OTHER RESOURCES
Welcome	Welcome circle	Sets tone, supports calm, organised session, makes children feel welcome and respected. Establish rhythm and stability through recurring ritual	10	Welcome song/verse, space, voice
Check-in	Review of their week check bean plant plants' need for home (which will change as plant matures)	Sets tone and focuses group on being present Expands theme of growing to include developing, change and increased complexity and ability	7 - 10	Bring my plant from home
Snack	Snack time: Blessing on the blossom, Blessings on the roots, Blessings on the leaf and stem, Blessings on the fruit.	Provide fruit and a sandwich to children for nourishment. If possible, include a fruit with seeds to reflect theme	5 - 10	Fruit and sandwich
Making art/ activity	Continue from previous week, decorate a tile using mosaic tiles, shells, marbles, beads and natural found items	Exercise creativity, fine motor skills, agency, planning, expression.	35 - 40	Grouting mixture, stick for paste, sponges, rags and items like shells, marbles, mosaic tiles, and beads in centre of each table
Review/ appreciation	Discuss own and each others work – positive comments only	Overview, bonding, reflection, communication, closure	5 - 10	Each child's artwork displayed
Packing up	Instruct everyone to pack away the art materials used and clean up their work spaces	Teaches sense of responsibility, accountability, self-care, dignity, consideration of others	5	Cloths, brooms, bins
Farewell	The sun in my heart, He warms me with his power, And wakens life and love, In bird and beast and flower.	Reinforces theme. Brings closure. Reinforces group/belonging.	5 (total:90 minutes)	Farewell song, voice, space

There was a period of about twenty minutes where all the children were fully absorbed in the project and the room was noticeably calm.

## - FACILITATOR NOTES




## WEEK 4 OUTLINE

WEEK 4	ACTIVITY	OBJECTIVE	MINUTES	ART MATERIALS AND OTHER RESOURCES
Welcome	Welcome circle	Sets tone, supports calm, organised session, makes children feel welcome and respected. Establish rhythm and stability through recurring ritual	10	Welcome song/verse, space, voice
Check-in	Review of their week check bean plant plants' need for home (which will change as plant matures)	Sets tone and focuses group on being present Expands theme of growing to include developing, change and increased complexity and ability	7 - 10	Bring my plant from home
Snack	Snack time: Blessing on the blossom, Blessings on the roots, Blessings on the leaf and stem, Blessings on the fruit.	Provide fruit and a sandwich to children for nourishment. If possible, include a fruit with seeds to reflect theme	5 - 10	Fruit and sandwich
Making art/ activity	Continue from previous week to complete the mosaic tile. Introduction to completing a new mosaic on a 3D form (an upcycled tin)- Show and tell and plan their designs.	Fine motor skills, agency, planning, expression	35 - 40	children's tiles, cup for paste, stick for paste, bowl of shells, beads and mosaic etc., in centre of each table
Review/ appreciation	Discuss own and each others work – positive comments only	Overview, bonding, reflection, communication, closure	5 - 10	All the children's final mosaic tiles
Packing up	Instruct everyone to pack away the art materials used and clean up their work spaces	Teaches sense of responsibility, accountability, self-care, dignity, consideration of others	5 - 10	Cloths, brooms, bins
Farewell	Farewell verse: The sun in my heart, He warms me with his power, And wakens life and love, In bird and beast and flower.	Reinforces theme. Brings closure. Reinforces group/belonging.	5 – 10 (total:90 minutes)	Farewell song/verse, space and voice




After my observations the previous week, we added some action songs to the welcome circle in an attempt to release excess energy before class

**- FACILITATOR LEARNINGS**




# WEEK 5 OUTLINE

WEEK 5	ACTIVITY	OBJECTIVE	MINUTES	ART MATERIALS AND OTHER RESOURCES
Welcome	Welcome circle	Sets tone, supports calm, organised session, makes children feel welcome and respected. Establish rhythm and stability through recurring ritual	10	Welcome song/verse, space, voice
Check-in	Review of their week check bean plant plants' need for home (which will change as plant matures)	Sets tone and focuses group on being present Expands theme of growing to include developing, change and increased complexity and ability	7 - 10	Bring my plants from home
Snack	Snack time: Blessing on the blossom, Blessings on the roots, Blessings on the leaf and stem, Blessings on the fruit.	Provide fruit and a sandwich to children for nourishment. If possible, include a fruit with seeds to reflect theme	5 - 10	Fruit and sandwich
Making art/ activity	Mosaic grow tins <ul style="list-style-type: none"> <li>• create a design/pattern for the tin</li> <li>• select the items that'll be used to make the pattern.</li> <li>• Puncture tins underneath, apply grouting/paste onto tin in sections (it dries fast)</li> <li>• with selected mosaic items, start decorating the tin.</li> </ul>	Fine motor skills, agency, planning, expression	35 - 40	tins, cup for paste, stick for paste, bowl of shells, beads and mosaic in centre of each table
Review/ appreciation	Discuss own and each others work – positive comments only	Overview, bonding, reflection, communication, closure	5 - 10	Children's art work for the day
Packing up	Instruct everyone to pack away the art materials used and clean up their work spaces	Teaches sense of responsibility, accountability, self-care, dignity, consideration of others	5	Cloths, brooms, bins
Farewell	Farewell verse: The sun in my heart, He warms me with his power, And wakens life and love, In bird and beast and flower.	Reinforces theme. Brings closure. Reinforces group/belonging.	5 (total:90 minutes)	Farewell song/verse, space and voice



There was some creative use of materials – in particular one boy who used the metal washers that I'd supplied.

### - FACILITATOR OBSERVATIONS





## WEEK 6 OUTLINE

WEEK 6	ACTIVITY	OBJECTIVE	MINUTES	ART MATERIALS AND OTHER RESOURCES
Welcome	Welcome circle	Sets tone, supports calm, organised session, makes children feel welcome and respected	10	Set up room for art session, tables chairs, cloths, beads, sticks, etc., on each table
Check-in	Review of their week check bean plant plants' need for home (which will change as plant matures)	Sets tone and focuses group on being present Expands theme of growing to include developing, change and increased complexity and ability	7 - 10	Bring my plant from home
Snack	Snack time: Blessing on the blossom, Blessings on the roots, Blessings on the leaf and stem, Blessings on the fruit.	Provide fruit and a sandwich to children for nourishment. If possible, include a fruit with seeds to reflect theme	5 - 10	Fruit and sandwich
Making art/ activity	Continue on from previous week with decorate tins	Fine motor skills, agency, planning, expression	35 - 40	PUNCTURED tins, cup for paste, stick for paste, bowl of shells, beads and mosaic in centre of each table
Review/ appreciation	Discuss own and each others work – positive comments only	Overview, bonding, reflection, communication, closure	5 - 10	Children's art work for the day
Packing up	Instruct everyone to pack away the art materials used and clean up their work spaces	Teaches sense of responsibility, accountability, self-care, dignity, consideration of others	5	Cloths, brooms, bins
Farewell	Farewell verse: The sun in my heart, He warms me with his power, And wakens life and love, In bird and beast and flower.	Reinforces theme. Brings closure. Reinforces group/belonging.	5 (total:90 minutes)	Farewell song/verse, space and voice

It was very helpful to talk about the previous week, and to remind the children of their own rules.  
I had hoped to hold this lesson outside, but felt better to control the children inside. It was very effective to have specific roles for me and Yonela

### - FACILITATOR LEARNINGS AND IMPROVEMENTS






# WEEK 7 OUTLINE

WEEK 7	ACTIVITY	OBJECTIVE	MINUTES	ART MATERIALS AND OTHER RESOURCES
Welcome	Welcome circle	Sets tone, supports calm, organised session, makes children feel welcome and respected	10	Set up room for art session, tables chairs, cloths, beads, sticks, etc., on each table
Check-in	Review of their week check bean plant plants' need for home (which will change as plant matures)	Sets tone and focuses group on being present Expands theme of growing to include developing, change and increased complexity and ability	7 - 10	Bring my plant from home
Snack	Snack time: Blessing on the blossom, Blessings on the roots, Blessings on the leaf and stem, Blessings on the fruit.	Provide fruit and a sandwich to children for nourishment. If possible, include a fruit with seeds to reflect theme	5 - 10	Fruit and sandwich
Making art/ activity	Add last decorations on tins, plant the bean plant into tin. Admire the final art product.	Fine motor skills, agency, planning, expression	35 - 40	Each child's tin, cup for paste, stick for paste, bowl of shells, beads and mosaic in centre of each table. Soil or other growing medium. Bean plants of each child
Review/ appreciation	Discuss own and each others work – positive comments only	Overview, bonding, reflection, communication, closure	5 - 10	Final art piece
Packing up	Instruct everyone to pack away the art materials used and clean up their work spaces	Teaches sense of responsibility, accountability, self-care, dignity, consideration of others	5	Cloths, brooms, bins
Farewell	Farewell verse: The sun in my heart, He warms me with his power, And wakens life and love, In bird and beast and flower.	Reinforces theme. Brings closure. Reinforces group/belonging.	5 (total:90 minutes)	Farewell song/verse, space and voice

I observed Madge's class at Montebello with the Philippi children. I was interested to see how important it was to keep a tight control over a group, constantly redirecting their attention to the teacher, and to the rules. The story went down well, and I found that adding a bit of drama (accents etc) was an effective way to bring the children's attention back to me

**- FACILITATOR LEARNINGS**



## WEEK 8



As part of the final celebration for week 8, all the children in Butterfly Art Project's programmes (heart for Art and Love Bugs) were invited on a Saturday morning where the BAP team had fun activities planned for them to celebrate their entire year, including a jumping castle, corn hole, three sticks, face painting, followed by a snack pack and popcorn while watching a children's performance by Jungle Theatre.



In addition to these seven lessons, and the preparation and research required for them, I was happy to attend and assist at the end of year celebration. I was one of the 'face-painters' and relished the opportunity to engage once again with my Love Bugs and with other Heart for Art (after-school Programme) children and staff. The experience has been deeply fulfilling, challenging and humbling. Thank you for having me.

**- DESRAE SAACKS**